

# CARBON REDUCTION PLAN

FOR



Prepared by:



# Mermaid Medical Carbon Emissions Report

## Table of Contents

1	Net Zero Commitment .....	3
2	Background Information .....	4
3	Carbon Emissions Overview .....	6
4	Analysis by Scope .....	6
5	Emissions by Activity .....	7
6	Intensity Metric Analysis .....	8
7	Emissions Reductions Targets .....	8
8	Carbon Reduction Actions .....	9
9	Emissions Data .....	10
10	Standard and Methodology Used .....	11
11	Data Quality / Confidence .....	11
12	Declaration & Sign Off .....	11
13	Glossary .....	12

# Mermaid Medical Carbon Emissions Report

## 1 Net Zero Commitment

**Mermaid Medical** recognises the importance of making a full and lasting commitment to reducing the greenhouse gas emissions from our activities, in support of the wider commitment of the world to limit global temperature increases and the impact on the planet.

We commit to the following:

1. For our company to achieve Net Zero in line with the Science Based targets set out by the UNFCCC i.e., to achieve Net Zero no later than 2050 and target a 50% reduction in emissions by 2030.
2. To set realistic short- and long-term targets that are designed to achieve our Net Zero commitments.
3. To report the total Greenhouse Gas emissions of our business, at a minimum, on an annual basis.

	Year	Earlier Year if Possible
<b>Commitment to be Net Zero</b>	2050	2045*
<b>50% Emissions Reduction</b>	2030	

\*In line with NHS requirements

# Mermaid Medical Carbon Emissions Report

## 2 Background Information

### 2.1 Company

**Mermaid Medical** is a Limited Company registered in England, company number 07637052, with a head office address of Room No. B1 Maghull Business Centre, 1 Liverpool Road North, Maghull, Liverpool, England, L31 2HB

**Mermaid Medical** distributes medical devices to hospitals and end users across the UK. We primarily work within solutions to diseases in the vascular system as well as other devices used in interventional radiology.

We don't believe in having customers and suppliers. In fact, we don't have either. Because we have partners, we work to develop close partnerships with our suppliers and customers because we believe that in order to receive the best products which in turn allows us to provide the best service, it all begins with people who trust each other, who form a relationship which over time evolves to a partnership. To us you will never be just another customer or just another supplier. You will be our partner.

Reporting Period	Current Period Jan 2023 – Dec 2023
Industry	Healthcare
No. of Staff	8
No. of Premises Owned	0
No. of Premises Leased	1
No. of Company Vehicles - Owned	0
No. of Company Vehicles - Leased	2

# Mermaid Medical Carbon Emissions Report

## 2.2 Current Reporting Period

January 2023 – December 2023

## 2.3 Organisational Boundary

There are 3 different approaches to measuring emissions, as defined by the GHG Protocol. This report has been constructed using the **Operational Control Approach**, considering the requirements of each potential approach.

Approach	Description	Approach Taken
<b>Operational Control</b>	The organisation has operational control over an operation if it or one of its subsidiaries has the full authority to introduce and implement its operating policies at the operation.	✓
<b>Financial Control</b>	The organisation has financial control over the operation if it has the ability to direct the financial and operating policies of the organisation with a view to gaining economic benefits from its activities.	
<b>Equity Share</b>	The organisation accounts for GHG emissions from operations according to its share of equity in the operation.	

## 2.4 Benchmark Year

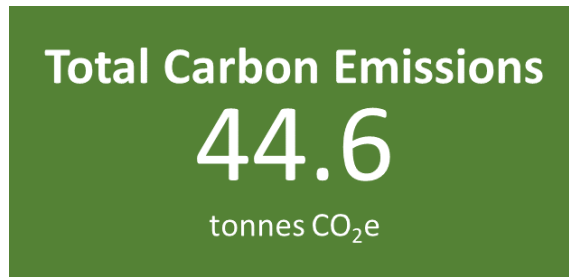
The organisation's benchmark year is from **January 2023 – December 2023**. This is the first time the organisation has measured and reported on its carbon emissions.

## 2.5 Methodologies Used

Throughout this report all methodologies used are explained within the relevant sections.

# Mermaid Medical Carbon Emissions Report

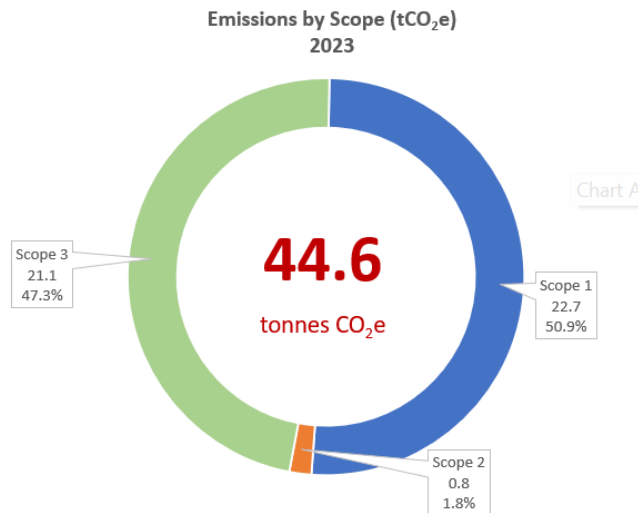
## 3 Carbon Emissions Overview



The total calculated emissions for the business for the period 2022/23 are 44.6 tCO<sub>2</sub>e. This is the first year the company has measured its carbon emissions. As such this is the benchmark year of the company with the breakdown of emissions analysed throughout this report.

The Company will aim to measure an increasing amount of Scope 3 emissions and is committed to reducing their emissions across all scopes.

## 4 Analysis by Scope

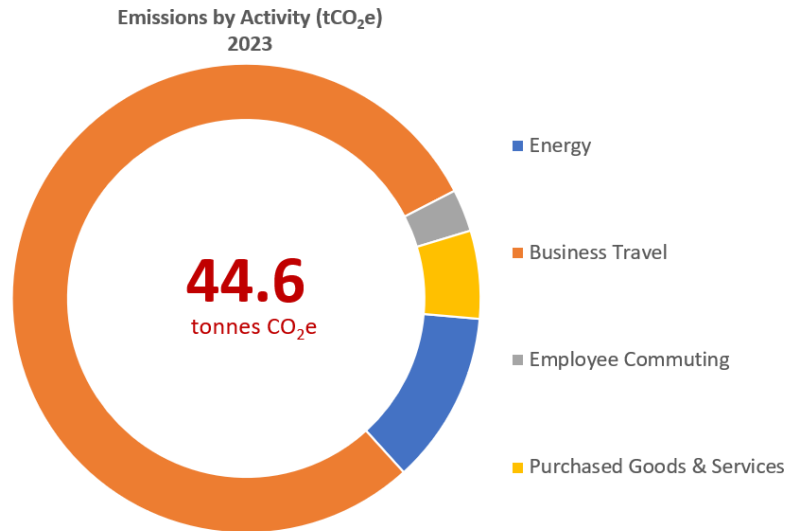


Scope	Description	tCO <sub>2</sub> e	%
Scope 1	Scope 1 emissions includes fuel used in the office and in company vehicles.	22.7	50.9%
Scope 2	Emissions in scope 2 includes electricity used at the company's office. The office is not on a renewable tariff.	0.8	1.8%
Scope 3	Scope 3 emissions include: <ul style="list-style-type: none"> <li>Waste &amp; Water</li> <li>Employee commuting</li> <li>Transmission and Distribution of electricity</li> <li>Hotel Stays</li> <li>Postal and Courier</li> </ul>	21.1	47.3%
<b>TOTAL</b>		<b>44.6</b>	<b>100%</b>

Reported Scope 3 emissions may increase in future years as more detailed data and information becomes available.

# Mermaid Medical Carbon Emissions Report

## 5 Emissions by Activity




Data Details		2023		
Emission Type	Scope	t CO <sub>2</sub> e	Data Source	Data Confidence
<b>Energy</b>				
Gas	1	4.4	Gas Bills	High
Electricity	2	0.8	Electricity Bills	High
Transmission & Distribution	3	0.1	Electricity Bills	High
		<b>5.3</b>		
<b>Business Travel</b>				
Car - Petrol	1	16.3	Mileage data	Medium
Car - Diesel	3	16.0	Mileage data	Medium
Car - Hybrid	1	2.0	Mileage data	Medium
Car - Petrol	3	1.0	Mileage data	Medium
		<b>35.3</b>		
<b>Employee Commuting</b>				
Car - Diesel	3	1.1	Employee Survey	Medium
Car - Petrol	3	0.2	Employee Survey	Medium
		<b>1.3</b>		
<b>Other Emissions Calculated</b>				
Postal And Courier Activities	3	0.7	EEIO Spend Analysis	Medium
Water and Waste	3	0.2	EEIO Spend Analysis	Medium
Hotel Stays	3	1.8	Employee Records	Medium
		<b>2.7</b>		
<b>TOTAL</b>		<b>44.6</b>		

# Mermaid Medical Carbon Emissions Report

## 6 Intensity Metric Analysis

Intensity metrics help normalise emissions data, taking into account variations in production levels or activity volumes. This allows for a more accurate assessment of emission trends over time, regardless of changes in business operations. The initial intensity metrics for the company are below and will be used for comparative purposes in following years.

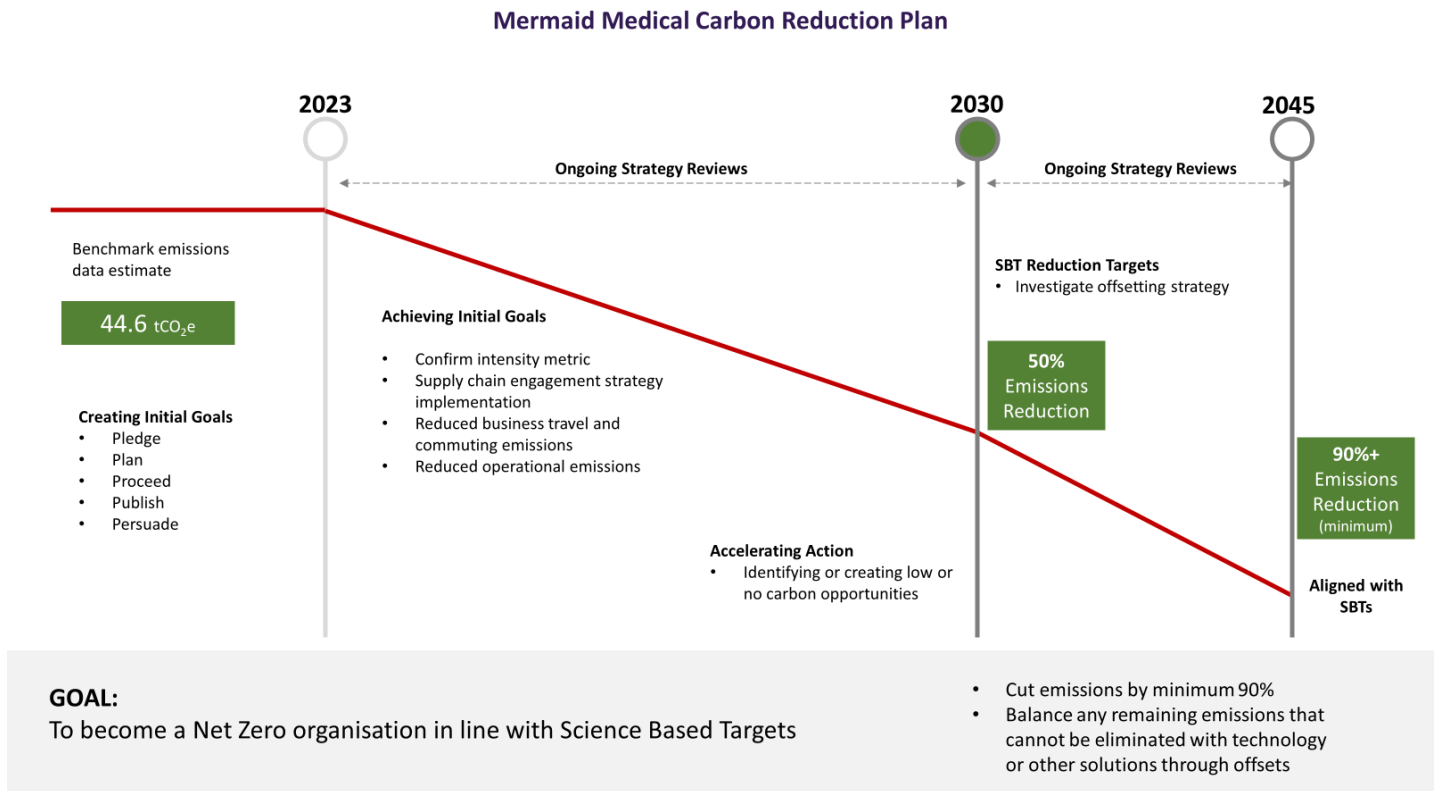
Intensity Metrics (tCO<sub>2</sub>e)

 Per Employee	<b>2022/23</b>
	Scopes 1, 2 & 3      5.6

The chosen intensity metrics shows a carbon emissions value of **5.6 tCO<sub>2</sub>e per employee**. The business headcount averaged 8 people during the benchmark period.

## 7 Emissions Reductions Targets

The following graph summarises the carbon emissions reduction targets.





# Mermaid Medical Carbon Emissions Report

## 8 Carbon Reduction Actions

Mermaid Medical will develop the following initiatives that will support the company's strategies to meet Science Based Targets:

Area of Focus	Initiative
Engagement of Team	To engage the entire team throughout the organisation in the Net Zero transition plan and to encourage staff to support lower carbon ideas, opportunities, and activities.
Reduce Reliance on Spend Based Data	To review major emissions based on spend and develop more accurate emissions data together with suppliers.
Business Travel Emissions	To review a sustainable travel policy encouraging use of public transport and lower carbon options when practical to do so.
Carbon Emissions Dashboard	Mermaid Medical will look at the feasibility of a carbon emissions dashboard to review our data on a regular basis. We will also promote our activities on social media to encourage others to make lower carbon decisions.
Fleet Strategy	To review on a regular basis the availability and feasibility of technology to enable changing fleet vehicles to lower emission engines and eventually from ICE to hybrid or electric engines.
Supply Chain Review	To carry out regular reviews of supply chain partners and introduce a sustainable supply chain policy over time.
Energy Efficiency of Site	Review infrastructure to reduce energy consumption. Investigate renewable energy generation possibilities on site. Investigate improved waste recyclability options.

Signed on behalf of Mermaid Medical

Name: Lars Vinther



Position: Chief Executive Officer

Date: 12/9/24

## Mermaid Medical Carbon Emissions Report

### 9 Emissions Data

The data contained in the table below represents total emissions calculated and is consistent with SECR requirements. All sources of emissions that have been measured are included in the totals below. Emissions from key activities are summarised in the previous sections.

	Current Reporting Year Jan 2023 – Dec 2023
Energy consumption used to calculate emissions Electricity Scope 2 - UK & Offshore (kWh)	3,799.38
Energy consumption used to calculate emissions – Global, excluding UK & Offshore (kWh)	N/A
Basis of Energy reporting (Location or Market)*	Location
% of total energy sourced from certified renewable sources	0%
Emissions associated with energy consumption - UK, Offshore & Global (tCO <sub>2</sub> e)	0.8
Emissions from activities for which the company is responsible including combustion of fuel & operation of facilities - <b>Scope 1</b> (tCO <sub>2</sub> e)	4.4
Emissions from purchase of electricity, heat, steam and cooling purchased for own use - <b>Scope 2</b> (tCO <sub>2</sub> e)	0.8
<b>Total Scope 1 &amp; 2 Emissions (tCO<sub>2</sub>e)</b>	<b>5.2</b>
Emissions from upstream activities out of operational control - <b>Scope 3</b> (tCO <sub>2</sub> e)	<b>39.4</b>
Emissions from use of sold products and services out of operational control - <b>Scope 3</b> (tCO <sub>2</sub> e)	None included
<b>Total Gross Scope 3 Emissions (tCO<sub>2</sub>e)</b>	<b>39.4</b>
<b>Total Scope 1, 2 &amp; 3 Emissions (tCO<sub>2</sub>e)</b>	<b>44.6</b>
Intensity ratio tCO <sub>2</sub> e (gross Scope 1, 2 & 3) per employee	5.6
Carbon offsets (tCO <sub>2</sub> e)	<b>0.0</b>
<b>Total Annual Net Emissions (tCO<sub>2</sub>e)</b>	<b>44.6</b>

\* A location-based method reflects the average emissions intensity of grids on which energy consumption occurs (using mostly grid-average emission factor data). A market-based method reflects emissions from electricity that companies have purposefully chosen.

# Mermaid Medical Carbon Emissions Report

## 10 Standard and Methodology Used

**Mermaid Medical** categorises its Greenhouse Gas (GHG) Emissions as Scope 1, 2 or 3 as referred to in the WBCSD – WRI Greenhouse Gas Protocol (revised edition, dated March 2014). Emissions in Carbon Dioxide equivalent (CO<sub>2</sub>e) for all scopes are calculated using the conversion factors listed in DESNZ Greenhouse Gas Conversion Factors for the relevant 12-month period over which the carbon emissions are calculated. Procured renewable electricity and gas is calculated in accordance with the WBCSD – WSI Scope 2 Guidance on procured renewable energy (2015).

## 11 Data Quality / Confidence

The data used to generate this report has been collected from various sources from both within the company and using assumptions gathered by Net Zero International. These emissions have been converted to CO<sub>2</sub>e using GHG Protocol and DESNZ frameworks and conversion factors for the relevant period.

## 12 Declaration & Sign Off

This Carbon Reduction Plan has been completed in accordance with SECR, PPN 06/21 and associated guidance and reporting standard for Carbon Reduction Plans.

Emissions have been reported and recorded in accordance with the published reporting standard for Carbon Reduction Plans and the GHG Reporting Protocol corporate standard and uses the appropriate Government emission conversion factors for greenhouse gas company reporting.

Scope 1 and Scope 2 emissions have been reported in accordance with SECR requirements, and the required subset of Scope 3 emissions have been reported in accordance with the published reporting standard for Carbon Reduction Plans and the Corporate Value Chain (Scope 3) Standard.

This Carbon Reduction Plan has been reviewed and agreed by the board of directors (or equivalent management body).

### Signed on behalf of Net Zero International

Name: **Chris Williams**



Position: **Co-Founder**

Date: 11/9/24

**Mermaid Medical  
Carbon Emissions Report**

**13 Glossary**

<b>Benchmark Data</b>	The chosen 12-month period that sets the calculated emissions that need to be mitigated and/or offset.
<b>Carbon Reduction</b>	Reduction in measured CO <sub>2</sub> e emissions
<b>Carbon Reduction Plan</b>	Plan to reduce CO <sub>2</sub> e emissions over a period of time, updated annually
<b>Carbon Emissions (Gross)</b>	CO <sub>2</sub> e emissions from Company activities
<b>Carbon Emissions (Net)</b>	CO <sub>2</sub> e emissions from Company activities minus verified carbon offsets the Company purchases
<b>Carbon Neutral</b>	When emissions are fully offset including those emissions that could be mitigated.
<b>Carbon Offsets</b>	A removal or reduction of carbon emissions through a verified scheme.
<b>CO<sub>2</sub>e</b>	All greenhouse gases expressed in terms of Carbon Dioxide equivalent (CO <sub>2</sub> e) for consistency of reporting.
<b>DESNZ</b>	Department of Energy Security and Net Zero ( <a href="https://www.gov.uk/government/collections/government-conversion-factors-for-company-reporting">https://www.gov.uk/government/collections/government-conversion-factors-for-company-reporting</a> )
<b>EEIO</b>	Environmentally Extended Input Output – Emissions estimated on spend <a href="https://ghgprotocol.org/">https://ghgprotocol.org/</a>
<b>Organisational Boundaries</b>	GHG Protocol Organisational Boundaries <a href="https://ghgprotocol.org/sites/default/files/standards/ghg-protocol-revised.pdf">https://ghgprotocol.org/sites/default/files/standards/ghg-protocol-revised.pdf</a>
<b>GHG Protocol</b>	Greenhouse Gas Protocol <a href="https://ghgprotocol.org/">https://ghgprotocol.org/</a>
<b>Greenhouse Gases</b>	Carbon Dioxide (CO <sub>2</sub> ), Methane (CH <sub>4</sub> ), Nitrous Oxide (N <sub>2</sub> O), Chlorofluorocarbons (CFCs and HCFCs), Hydrofluorocarbons (HFCs), Perfluorocarbons (PFCs), Sulphur Hexafluoride (SF <sub>6</sub> )
<b>Greenhouse Gas Conversion Factors</b>	Annually published conversion factors normally published by relevant government departments. Converts activity into CO <sub>2</sub> e emissions.
<b>Greenhouse Gas Emissions (GHG)</b>	Gases in the atmosphere that absorb and radiate heat
<b>Intensity Metric/Ratio</b>	A metric that measures carbon emissions per relevant unit of activity in a business.
<b>Market Reporting v Location Reporting</b>	Market is based on specific tariffs. Location is based on the country from which you are reporting.
<b>Net Zero</b>	GHG emissions are mitigated and those that cannot are offset
<b>Renewable Tariff</b>	An energy tariff that is 100% powered by renewable energy and is certified.
<b>SBT</b>	Science Based Targets – reducing emissions by 50% by 2030 and by 90% by 2050 and offsetting the remaining amount.
<b>Scope 1</b>	The fuels that are burnt (gas, transport the company owns, refrigerant gases)
<b>Scope 2</b>	The energy that is bought (electricity from the grid, purchased heat)
<b>Scope 3</b>	Emissions embedded in everything a company buys and emitted as a consequence of everything a company sells.
<b>SECR</b>	Streamlined Energy & Carbon Reporting
<b>tCO<sub>2</sub>e</b>	Metric tonnes of CO <sub>2</sub> equivalent emitted.
<b>WBCSD</b>	World Business Council for Sustainable Development <a href="https://www.wbcsd.org/">https://www.wbcsd.org/</a>
<b>WRI</b>	World Resource Institute <a href="https://www.wri.org/">https://www.wri.org/</a>